



**LIMITED REVIEW REPORT OF INDEPENDENT AUDITORS ON STANDALONE
UNAUDITED FINANCIAL RESULTS**

To Board of Directors

Lesha Industries Limited

1. We have reviewed the Standalone unaudited financial results of **Lesha Industries Limited** ("the Company") for quarter ended on **30th September, 2022** which are included in the accompanying Statement' has been prepared by the Company pursuant to the Regulation 33 of SEBI (the Listing Obligation and Disclosure Requirements) Regulation, 2015(the Listing Regulation ,2015) which has been initialed by us for identification purpose. This statement is the responsibility of the Company's Management and has been approved by the Board of Directors. Our responsibility is to issue a report on these financial statements based on our review.
2. We conducted our review of the Statement in accordance with the Standard on Review Engagement (SRE) 2410, 'Review of Interim Financial Information performed by the Independent Auditor of the Entity', issued by the Institute of Chartered Accountants of India. This standard requires that we plan and perform the review to obtain moderate assurance as to whether the financial statements are free of material misstatement. A review is limited primarily to inquiries of Company personnel and analytical procedures applied to financial data and thus provide less assurance than an audit. We have not performed an audit and accordingly, we do not express an audit opinion.
3. Based on our review conducted as above, nothing has come to our attention that causes us to believe that the accompanying statement of unaudited financial results prepared in accordance with applicable Indian accounting standards (Ind-AS) and other recognized accounting practices and policies has not disclosed the information required to be disclosed in terms of Regulation 33 of the SEBI (Listing Obligations and Disclosure Requirements) Regulations, 2015 including the manner in which it is to be disclosed, or that it contains any material misstatement.



PLACE: AHMEDABAD
DATE: 12th November, 2022

FOR, KEYUR BAVISHI & CO.
CHARTERED ACCOUNTANTS
FRN: 131191W

Keyur Bavishi

PROPRIETOR
CA KEYUR D. BAVISHI
M. NO.: 136571

UDIN: 22136571BCXBDB4881

LESHA INDUSTRIES LIMITED

Registered Office: 7th Floor, Ashoka Chambers, Mithakhali Six Road, Ahmedabad 380 006.
CIN : L27100GJ1992PLC018607

UNAUDITED FINANCIAL RESULTS FOR THE QUARTER ENDED SEPTEMBER 30, 2022.

(Rs. in Lacs except per share data)

Particulars	Quarter Ended			Six Month Ended		Year Ended
	30/09/2022	30/06/2022	30/09/2021	30/09/2022	30/09/2021	31/03/2022
	Unaudited	Unaudited	Unaudited	Unaudited	Unaudited	Audited
1 Income from Operations						
(a) Revenue from operations	145.87	269.17	34.27	415.04	164.09	724.71
(b) Other Income	0.00	14.50	7.86	14.50	7.86	0.02
Total Income	145.87	283.67	42.13	429.54	171.95	724.73
2 Expenses						
(a) Cost of Materials consumed	0.00	0.00	0.00	0.00	0.00	0.00
(b) Purchase of stock-in-trade	119.71	234.29	30.24	354.00	142.54	635.81
(c) Increase/Decrease in inventories of FG, WIP and stock-in-trade	0.00	0.00	0.00	0.00	0.00	0.00
(d) Employee benefits expense	5.50	4.50	1.50	10.00	3.27	12.97
(e) Finance Cost	0.00	0.00	0.00	0.00	0.00	0.05
(f) Depreciation and amortisation expense	0.52	0.48	0.46	1.00	0.91	1.83
(g) Other expenses	8.13	7.87	2.64	16.00	14.91	26.97
Total Expenses	133.86	247.14	34.84	381.00	161.63	677.63
3 Profit/(loss) before exceptional items and tax (1-2)	12.01	36.53	7.29	48.54	10.32	47.10
4 Exceptional Items	0.00	0.00	0.00	0.00	0.00	0.00
5 Profit/(Loss) before tax (3-4)	12.01	36.53	7.29	48.54	10.32	47.10
6 Tax Expense						
(a) Current tax	0.90	2.74	0.00	3.64	0.00	7.35
(b) Deferred tax	0.00	0.00	0.00	0.00	0.00	-0.32
Total Tax Expenses	0.90	2.74	0.00	3.64	0.00	7.03
7 Profit / (Loss) for the period from continuing operations (5-6)	11.11	33.79	7.29	44.90	10.32	40.07
8 Profit (Loss) from discontinuing operations	0.00	0.00	0.00	0.00	0.00	0.00
9 Tax Expense of discontinuing operations	0.00	0.00	0.00	0.00	0.00	0.00
10 Profit (Loss) from discontinuing operations (after tax)(8-9)	0.00	0.00	0.00	0.00	0.00	0.00
11 Other Comprehensive Income						
A(i) Items that will not be reclassified to profit or loss	0.00	0.00	0.00	0.00	0.00	0.00
(ii) Income tax relating to items that will not be reclassified to profit or loss	0.00	0.00	0.00	0.00	0.00	0.00
B (i) Items that will be reclassified to profit or loss	0.00	0.00	0.00	0.00	0.00	0.00
ii) Income tax relating to items that will be reclassified to profit or loss	0.00	0.00	0.00	0.00	0.00	0.00
Other Comprehensive Income for the period	0.00	0.00	0.00	0.00	0.00	0.00
12 Total Comprehensive Income for the period	11.11	33.79	7.29	44.90	10.32	40.07
13 Paid-up equity share capital (Face value of Rs 1/- each)	1100.00	1100.00	1100.00	1100.00	1100.00	1100.00
14 Other Equity				755.20	676.18	706.35
15 Earnings Per Share (before exceptional items) (not						
(a) Basic	0.01	0.03	0.007	0.04	0.009	0.04
(b) Diluted	0.01	0.03	0.007	0.04	0.009	0.04
16 Earnings Per Share (after exceptional items) (not						
(a) Basic	0.01	0.03	0.007	0.04	0.009	0.04
(b) Diluted	0.01	0.03	0.007	0.04	0.009	0.04


Notes:

- The above financial results have been reviewed by the Audit Committee and approved by the Board of Directors in their meeting held on November 12, 2022. The Limited Review under Regulation 33 of the SEBI (Listing Obligations and Disclosure Requirements) Regulations, 2015 has been carried out by the statutory auditors. The Limited Review Report does not contain any observation which could have an impact on the results for the quarter ended September 30, 2022.
- The Company adopted the Indian Accounting Standards ('Ind AS') effective 1st April, 2017 (transition date 1st April, 2016). The financial results have been prepared in accordance with Ind AS as prescribed under Section 133 of the Companies Act, 2013 read with the relevant Rules issued there under.
- Company operates in trading of shares & securities, steel, Chemical and information technology activities.
- Previous period's figures have been regrouped/rearranged wherever necessary to confirm to the current period's classification.


Date : 12/11/2022
Place : Ahmedabad

For, LESHA INDUSTRIES LIMITED

ASHOK C. SHAH
MANAGING DIRECTOR
DIN : 02467830




LESHA INDUSTRIES LIMITED			
STATEMENT OF AUDITED ASSETS AND LIABILITIES			
(Rs.in Lacs)			
Particulars		As at 30/09/2022	As at 31/03/2022
A	ASSETS		
1	Non-current Assets		
(a)	Property , Plant and Equipment	771.76	772.73
(b)	Other Intangible assets		
(c)	Capital work in progress	261.96	224.68
(d)	Intangible assets under development		
(e)	Financial Assets :		
(i)	Investments	80.00	80.00
(ii)	Deferred tax assets (Net)	-	-
(iii)	Loans	624.19	573.10
(f)	Other non-current assets	156.68	163.53
	Sub-total - Non-current Assets	1,894.59	1,814.03
2	Current Assets		
(a)	Inventories	2.98	2.98
(b)	Financial Assets :		
(i)	Investments		
(ii)	Trade Receivables	56.81	116.79
(iii)	Cash and Cash Equivalents	25.65	19.72
(iv)	Loans	253.99	262.49
(v)	Other Financial Assets	27.25	31.06
(c)	Other current assets	8.31	9.27
	Sub-total - Current Assets	374.99	442.30
	TOTAL - ASSETS	2,269.58	2,256.34
B	EQUITY AND LIABILITIES		
	Shareholders' Funds		
(a)	Share Capital	1100.00	1100.00
(b)	Other Equity	755.20	706.35
	Sub-total - Equity	1,855.20	1,806.35
1	Liabilities		
	Non-current Liabilities		
(a)	Financial Liabilities :		
(i)	Borrowings	0.00	15.03
(b)	Deferred Tax Liabilities (Net)	29.72	29.72
(c)	Provisions		
(d)	Other Non - Current Liabilities		
	Sub-total - Non-current liabilities	29.72	44.75
2	Current Liabilities		
(a)	Financial Liabilities :		
(i)	Borrowings	32.99	24.24
(ii)	Trade Payables		
	(i) Total outstanding dues to Micro and Small Enterprises	-	-
	(ii) Total outstanding dues of creditors other than Micro and Small Enterprises	178.62	264.55
(iii)	Other Financial Liabilities	157.72	103.39
(b)	Provisions	-	-
(c)	Other Current Liabilities	7.98	6.28
(d)	Current Tax Liabilities (Net)	7.35	6.78
	Sub-total - Current Liabilities	384.66	405.25
	TOTAL - EQUITY AND LIABILITIES	2,269.58	2,256.34



LESHA INDUSTRIES LIMITED**Cashflow Statement**

(Rs.in Lacs)

Particulars		01-04-2022 to 30-09-2022	01-04-2021 to 31-03-2022
A	Cash flow from Operating Activities		
	Net Profit Before Tax	48.54	47.10
	Adjustments for:		
	Add: Depreciation	0.97	1.83
	Add : Preliminary Expense Wirtten off	0.96	1.92
	Dividend Income	(0.01)	(0.01)
	Operating Profit / (Loss) before Working Capital Changes	50.46	50.83
	Adjustments for:		
	Increase/(Decrease) in Trade Payables	(85.94)	254.54
	Increase/(Decrease) in Financial Liabilities	54.33	100.22
	Increase/(Decrease) in Short term Borrowing	8.75	(6.25)
	Increase/(Decrease) in Other Current Liabilities	1.70	2.32
	(Increase)/Decrease in Trade Receivables	59.98	(94.19)
	(Increase)/Decrease in short term loans & advances	8.50	(262.49)
	(Increase)/Decrease in Financial liabilities	3.81	(31.06)
	(Increase)/Decrease in other current assets	-	0.001
	Cashflow generated from Operating Activities	101.59	13.93
	Income Tax Paid (Net of Refund)	0.31	(0.57)
	Net Cashflow generated from Operating Activities A	101.90	13.36
B	Cash flow from Investment Activities		
	Purchase of Property , Plant and Equipment	(37.28)	(262.32)
	Purchase of Investments	-	-
	Dividend Income	0.01	0.01
	Net Cashflow generated from Investments Activities B	(37.27)	(262.31)
C	Cash flow from Financiag Activities		
	Issue of Share Capital		-
	Money Received Against Share warrant	-	270.60
	Issuance of shares against Warrant		
	(Increase)/Decrease in Long terms loans	(15.02)	-
	(Increase)/Decrease in other non-current assets	7.41	(34.52)
	(Increase) /Decrease in Long term Loans & Advances (Assets)	(51.09)	20.64
	Net Cashflow generated from Financing Activities C	(58.70)	256.72
	Net Change in Cash & Cash Equivalents (A+B+C)	5.93	7.76
	Opening Cash & Cash Equivalents	19.72	11.95
	Closing Cash & Cash Equivalents	25.65	19.72



LESHA INDUSTRIES LIMITED

Unaudited Segment - Wise Revenue , Results and Capital Employed

Particulars	Quarter Ended			Six Month Ended		Year Ended
	30/09/2022	30/06/2022	30/09/2021	30/09/2022	30/09/2021	31/03/2022
	Unaudited	Unaudited	Unaudited	Unaudited	Unaudited	Audited
1. Segment Revenue						
(a) Steel Trading	0.00	0.00	0.00	0.00	0.00	0.00
(b) Shares/Commodity Trading	0.00	0.00	0.00	0.00	0.00	0.00
(c) Trading of Goods	145.87	269.17	34.27	415.04	164.09	724.71
(d) Others	0.00	0.00	0.00	0.00	0.00	0.00
Total						
Less: Inter Segment Revenue						
Net sales/Income From Operations	145.87	269.17	34.27	415.04	164.09	724.71
2. Segment Results						
(a) Steel Trading	0.00	0.00	0.00	0.00	0.00	0.00
(b) Shares/Commodity Trading	0.00	0.00	0.00	0.00	0.00	0.00
(c) Trading of Goods	26.16	34.88	4.03	61.04	21.55	88.90
(d) Others	0.00	14.50	7.86	14.50	7.86	0.02
Total						
Less: (i) Other Un-allocable Expenditure net off	-14.15	-12.85	-4.60	-27.00	-19.09	-41.82
Total Profit Before Tax	12.01	36.53	7.29	48.54	10.32	47.10
3. Capital Employed						
(Segment assets - Segment Liabilities)						
(a) Steel Operation	824.27	742.46	707.03	824.27	707.03	742.52
(b) Shares Operation	2.97	2.97	2.97	2.97	2.97	2.97
(c) Trading of Goods	36.52	11.72	0.49	36.52	0.49	84.44
(d) Other Unallocable	991.44	1082.99	1065.69	991.44	1065.69	976.42
Total	1855.20	1840.14	1776.18	1855.20	1776.18	1806.35

